


Prestige Income Tax LLC

Welcome Back

Enter your details to log in securely. 

Please enter your SSN / ITIN / EIN (No Dashes):


**Enter your Social Security Number
(Example: 222222222)**

Password

Password =

1040 (First time temporary password)

**Or: Enter your created password
(Please text if you do not remember it)**

Log in 

[Need a Password or Forgot Password?](#)



Login Instructions:

Step 1. Login Selection - **ID (Primary SSN)**

Step 2. Enter Primary's SSN

Step 3. Enter Password

For assistance call our office.



Main Menu

📄 Documents

1

NEW


Ⓞ E-Sign

1

NEW

⚡ Quick Links

- 📄 Where's My Refund?
- 📁 Get a Copy of My Tax Return / E-Sign
- 📄 Get a Copy of My Invoice & Receipt / Pay Fee
- 📄 Upload Documents
- ✉ Send Questions / Notes / Attachments
- 📅 Request an Appointment





Get a Copy of My Tax Return / E-Sign

⌂ Main Menu

Instructions

E-Sign Instructions

PIN to Sign = 12345

Please follow the steps below to complete the e-signature process for your tax return:

- Click on "Client E-Sign Required":**
If filing a joint return, please also click on "Spouse E-Sign Required" for your spouse to complete their portion.
- Certify the Document:**
Check the box that says, "I certify and acknowledge that I have reviewed the document(s) and agree to all terms implied within my Electronic Signature."
- Enter the Requested Information:**
 - Client Name:** Type your name exactly as you would have signed it on your tax return.
 - SSN:** Enter your Social Security Number **without any spaces or dashes.**
 - DOB:** Enter your Date of Birth in the **MM/DD/YYYY** format.
 - ZIP Code:** Enter your **current ZIP code.**
 - PIN:** Enter the **PIN 12345** provided by our office.
- If the PIN 12345 Does Not Work:**
 - Click "**Request PIN**" and follow the prompts. If you request a new PIN three times, you'll need to wait for the 3rd system-generated PIN to arrive.
- Final Step:**
After entering all required information, click on the blue button that says "**E-Sign Client**" to complete the e-signature process.

Upload Type:

Account Year:

Show All Years:

Year	Description	Document	Date	Actions
2024	Your taxes are ready. Please complete the E-Signature process using PIN Code = 12345 Please let me know if you have any questions or if you would like to make any changes, be sure to double check the address and direct deposit details, thank you. Naveed Client E-Sign Required	2024 TAX RETURN DOCUMENTS (ATOMS JOHN - CLIENT COPY)-PARTIALLY SIGNED.PDF	3/7/2025 12:28:15 PM	



[Request PIN](#)

I verify and acknowledge that I have reviewed the document(s) and agree to all terms implied within with my Electronic Signature.

Client Name:

Enter your first and last name (Example: John Atoms)

SSN/EIN (No Dashes):

Enter your Social Security Number with No Dashes (Example: 222222222)

Date Of Birth:

(Example: 03/04/1975)

Zip Code:

Enter your home zip code (Example: 77045)

PIN for Client:

Enter: 12345

Signed On:

E-Sign Client **Cancel**

